

SUPER FAST RECTIFIER

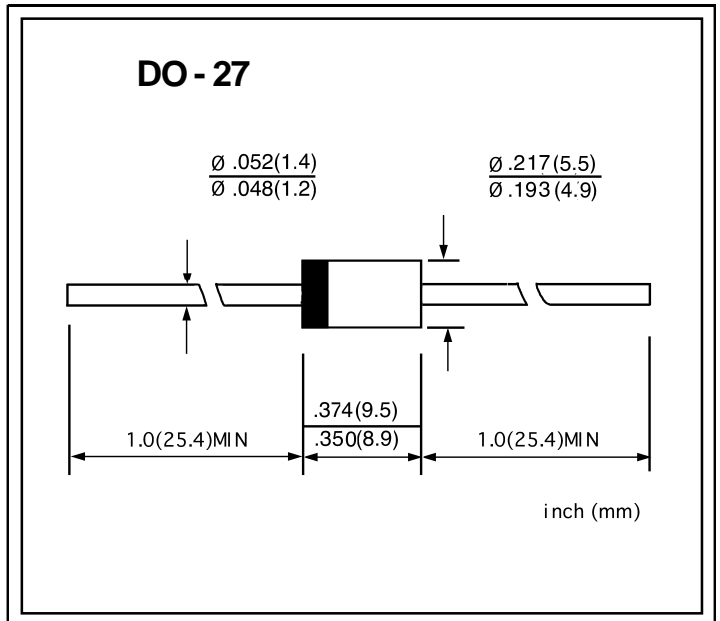
VOLTAGE RANGE: 200 --- 1000 V
CURRENT: 2.3 A

FEATURES

- ◇ Low cost
- ◇ Low leakage
- ◇ Low forward voltage drop
- ◇ High current capability
- ◇ Easily cleaned with alcohol, Isopropanol and similar solvents
- ◇ The plastic material carries U/L recognition 94V-0

MECHANICAL DATA

- ◇ Case: JEDEC DO-27, molded plastic
- ◇ Terminals: Axial lead, solderable per MIL-STD-202, Method 208
- ◇ Polarity: Color band denotes cathode
- ◇ Weight: 0.041 ounces, 1.15 grams
- ◇ Mounting position: Any



MAXIMUM RATINGS AND ELECTRICAL CHARACTERISTICS

Ratings at 25°C ambient temperature unless otherwise specified.

Single phase, half wave, 60 Hz, resistive or inductive load. For capacitive load, derate by 20%.

		BYM26A	BYM26B	BYM26C	BYM26D	BYM26E	UNITS
Maximum recurrent peak reverse voltage	V_{RRM}	200	400	600	800	1000	V
Maximum RMS voltage	V_{RMS}	140	280	420	560	700	V
Maximum DC blocking voltage	V_{DC}	200	400	600	800	1000	V
Maximum average forward rectified current 9.5mm lead length, @ $T_A=75^\circ C$	$I_{F(AV)}$	2.3					A
Peak forward surge current 10 ms single half-sine-wave superimposed on rated load @ $T_J=125^\circ C$	I_{FSM}	45.0					A
Maximum instantaneous forward voltage @ 2.0A	V_F	2.65					V
Maximum reverse current @ $T_A=25^\circ C$ at rated DC blocking voltage @ $T_A=100^\circ C$	I_R	10.0 150.0					μA
Maximum reverse recovery time (Note1)	t_{rr}	30			75		ns
Typical junction capacitance (Note2)	C_J	85			75		pF
Typical thermal resistance (Note3)	$R_{\theta JA}$	75					$^\circ C/W$
Operating junction temperature range	T_J	- 55 ----- + 150					$^\circ C$
Storage temperature range	T_{STG}	- 55 ----- + 150					$^\circ C$

NOTE: 1. Measured with $I_F=0.5A$, $I_R=1A$, $I_{rr}=0.25A$.

2. Measured at 1.0MHz and applied reverse voltage of 4.0V DC.

3. Thermal resistance from junction to ambient.

www.galaxyen.com

FIG.1 – FORWARD DERATING CURVE

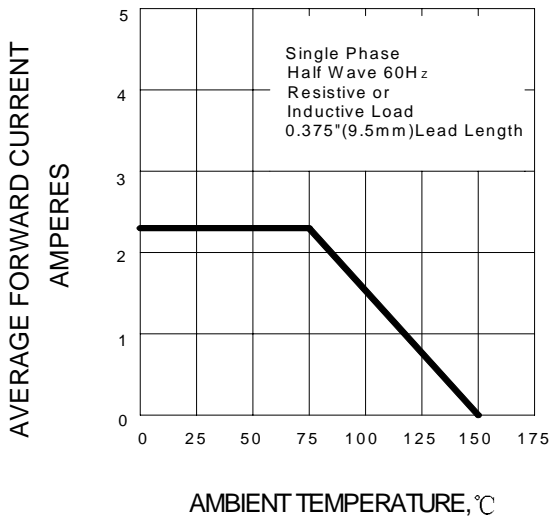


FIG.2 – TYPICAL FORWARD CHARACTERISTIC

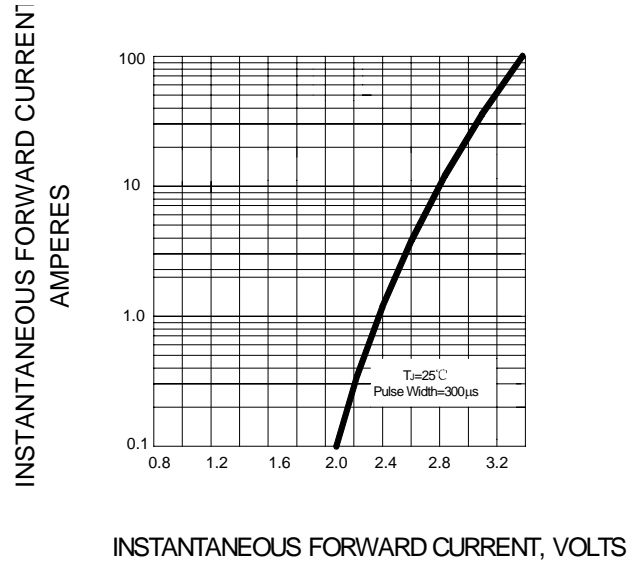


FIG.3 – PEAK FORWARD SURGE CURRENT

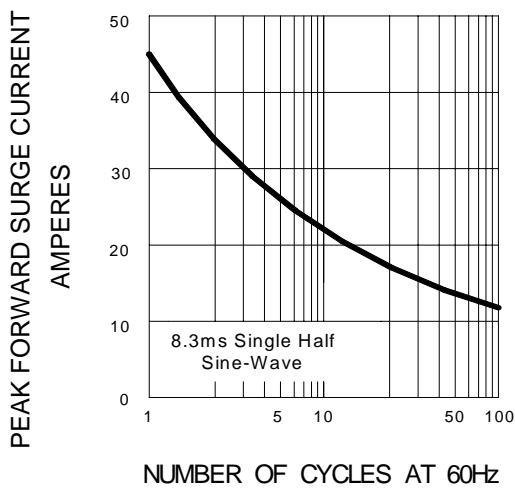


FIG.4 – TYPICAL JUNCTION CAPACITANCE

