



Micro Commercial Components
 21201 Itasca Street Chatsworth
 CA 91311
 Phone: (818) 701-4933
 Fax: (818) 701-4939

1N914(A)(B)

500mW 100 Volt Silicon Epitaxial Diodes

Features

- Low Current Leakage
- Compression Bond Construction
- Low Cost

Maximum Ratings

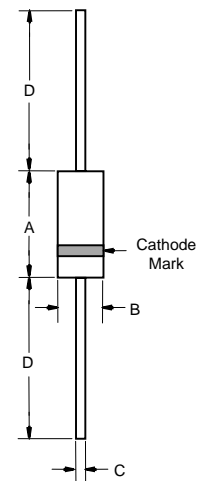
- Operating Temperature: -55°C to +150°C
- Storage Temperature: -55°C to +150°C
- Maximum Thermal Resistance; 300°C/W Junction To Ambient

Electrical Characteristics @ 25°C Unless Otherwise Specified

Maximum Repetitive Reverse Voltage	V_{RRM}	100V	
Average Rectified Forward Current	I_O	200mA	
Power Dissipation	P_D	500mW	
Junction Temperature	T_J	150°C	
Peak Forward Surge Current	I_{FSM}	1.0A 4.0A	Pulse Width=1.0 second Pulse Width=1.0 microsecond
Minimum Breakdown Voltage	V_R	100V 75V	$I_R=100\mu A$, $I_R=5.0\mu A$
Maximum Instantaneous Forward Voltage	V_F	1.0V 720mV	$T_J = 25^\circ C$ $I_{FM} = 10mA$; $I_{FM} = 20mA$; $I_{FM} = 100mA$; $I_{FM} = 5.0mA$;
Maximum Reverse Current	I_R	25nA 5.0uA 50uA	$V_R=20V, T_J=25^\circ C$, $V_R=75V, T_J=25^\circ C$, $V_R=20V, T_J=150^\circ C$
Typical Junction Capacitance	C_J	4.0pF	Measured at 1.0MHz, $V_R=0V$
Reverse Recovery Time	T_{rr}	4.0nS	$I_F=10mA$ $V_R = 6V$ $R_L=100 \Omega, I_{rr}=1.0mA$

*Pulse test: Pulse width 300 usec, Duty cycle 2%

DO-35

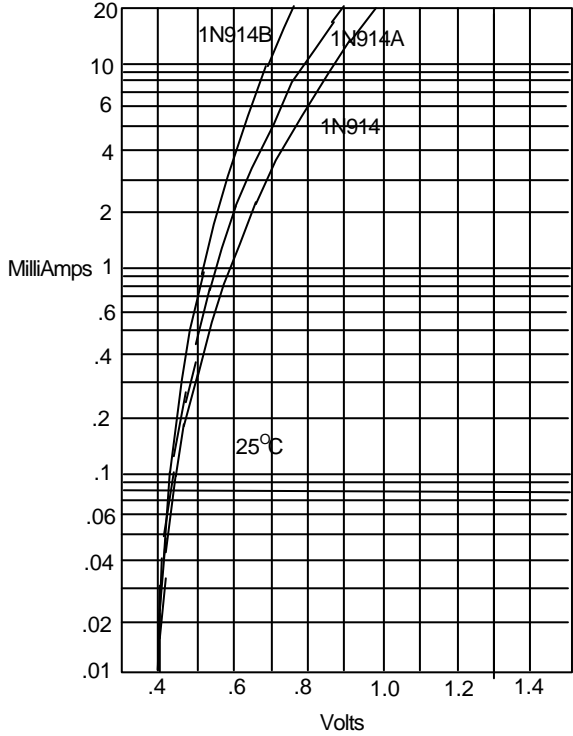


DIM	DIMENSIONS				NOTE
	INCHES		MM		
	MIN	MAX	MIN	MAX	
A	---	.166	---	4.2	
B	---	.079	---	2.00	
C	---	.020	---	.52	
D	1.000	---	25.40	---	

1N914(A)(B)

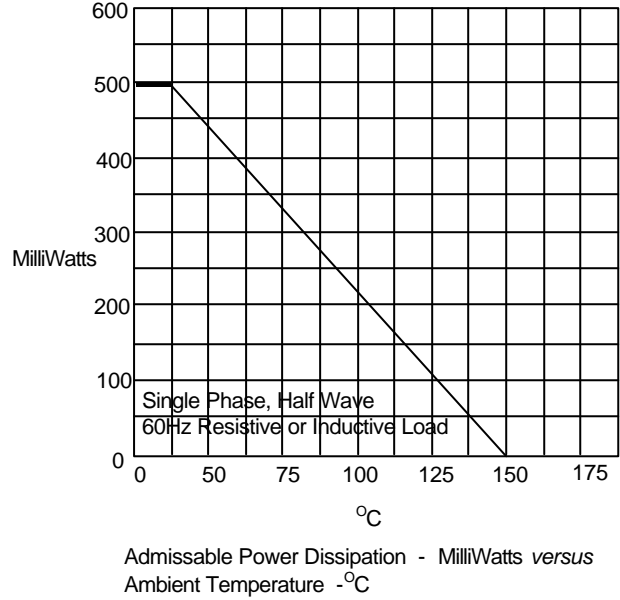


Figure 1
Typical Forward Characteristics



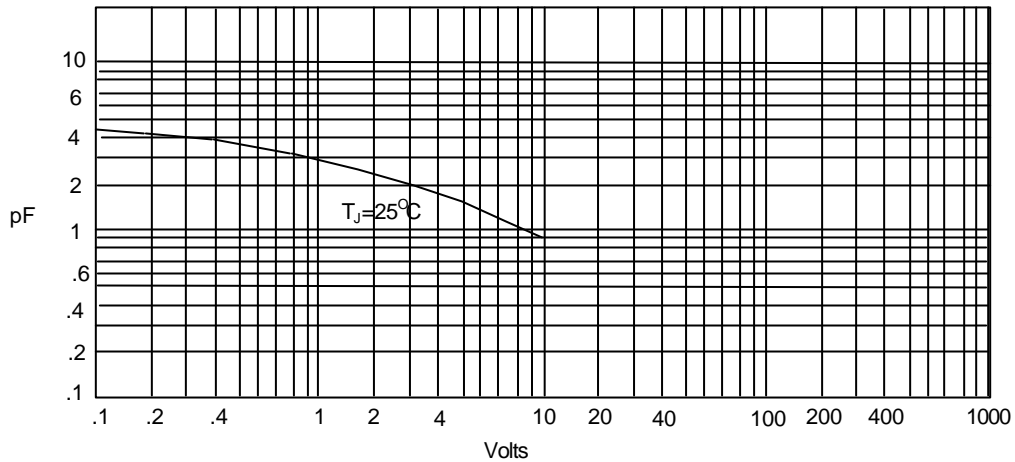
Instantaneous Forward Current - Amperes versus
Instantaneous Forward Voltage - Volts

Figure 2
Forward De rating Curve



Admissible Power Dissipation - MilliWatts versus
Ambient Temperature - °C

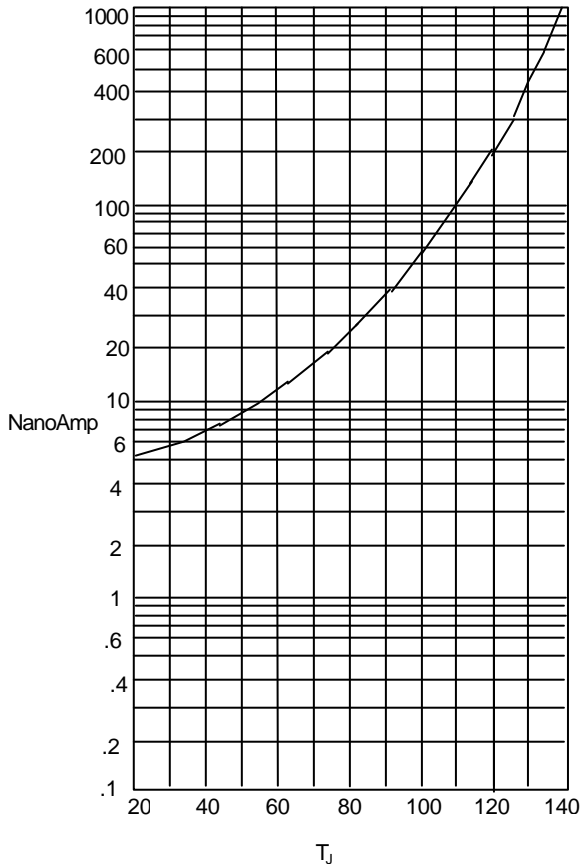
Figure 3
Junction Capacitance



Junction Capacitance - pF versus
Reverse Voltage - Volts

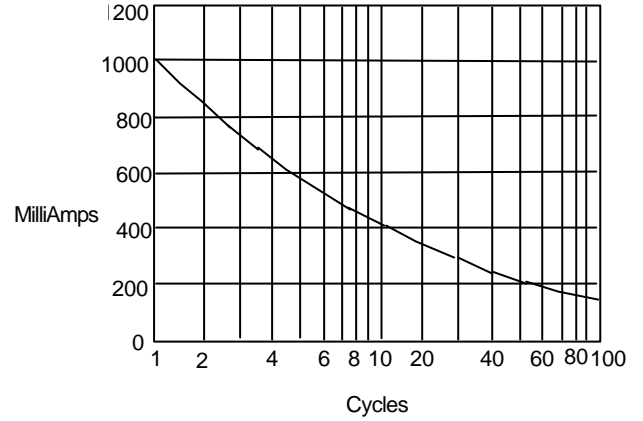
1N914(A)(B)

Figure 4
Typical Reverse Characteristics



Instantaneous Reverse Leakage Current - NanoAmperes
versus Junction Temperature - °C

Figure 5
Peak Forward Surge Current



Peak Forward Surge Current - Amperes versus
Number Of Cycles At 60Hz - Cycles